

**Business and Community Promotions Board City Hall -
1711 Miner Street, Idaho Springs CO 80452 Agenda**



Tuesday, February 17, 2026

Tel: (303) 567-4421 Fax: (303) 567-4955

Video from Meetings are viewable on the City's Website.

You must join the Zoom Meeting

<https://us02web.zoom.us/j/87129594732>

Meeting ID: 871 2959 4732

Passcode: 610228

to participate in a meeting remotely.

- 1. Call to Order (11:00 AM)**
- 2. Roll Call**
- 3. Agenda Approval**
- 4. Approval of Minutes**
 - a. Motion to approve the minutes of January 26th, 2026
- 5. Public Comment**
- 6. Conflict of Interest**
- 7. Director Report**
 - a. Directors Report for Business and Community Promotions Board 02.17.2026
- 8. Round Table Updates from Businesses**
- 9. Presentations**
 - a. Interstate Parking One Page
 - b. Comprehensive Wayfinding Plan
 - c. Fieldhouse Apartments
- 10. Action Items**
 - a. Approval of recommendation to City Council on Interstate Parking updates.
 - b. Approval of recommendation to City Council to approve and adopt the Comprehensive Wayfinding Plan.
- 11. Discussion**
- 12. Open Floor**
- 13. Closing Remarks**

14. Adjourn

- a. Next Meeting Monday March 16th, 2026 at 2:00 PM

In-person and remote meeting public attendance and participation instructions:

Participation

- To provide scheduled public comment, either in person or remotely, please fill out and return the Public Comment Form on the City's website. All requests must be submitted to the City Clerk (cityclerk@idahospringsco.com) by 6 p.m. (Six) the Wednesday before the scheduled meeting.
- To provide unscheduled public comment, please join the Zoom Meeting, identify yourself with your full first and last name, and use the "Raise Hand" feature to indicate your desire to speak.

General Guidelines

- Each public comment, whether scheduled or unscheduled, is limited to three (3) minutes.
- The Board typically does not provide feedback during public comment sessions.
- If you would like to provide materials for the Board to review along with your Comment, please sign up for Scheduled Public Comment and provide those materials to the City Clerk by the Wednesday Deadline.



CITY OF IDAHO SPRINGS
1711 Miner Street
P.O. Box 907
Idaho Springs, CO 80452-0907
Telephone (303) 567-4421
FAX (303) 567-4955

NOTICE of MINUETS
BUSINESS AND COMMUNITY PROMOTIONS BOARD

Idaho Springs City Hall
1711 Miner Street

Monday January 26th, 2026 2:00pm

**MINUETS OF THE
BUSINESS AND COMMUNITY PROMOTIONS BOARD
REGULAR MEETING**

Monday January 26th, 2026 2:00pm

I. Call to Order

- a. The meeting was called to order by the Director at 2:01pm

II. Roll Call:

- a. **All Board Members listed below were present**
- i. Steve Indrehus, Tommyknocker Brewery
 - ii. Tara Worley, Marigolds Flowers - via zoom
 - iii. Jennie Kim, 6&40 Motel -
 - iv. Lana Hearne, Club Hotel- via zoom
 - v. Andy Marsh, City of Idaho Springs- via zoom
 - vi. Katie Yard, Yards Taphouse-via zoom
 - vii. Lindsay Valdez, Two Brothers Deli- attended via zoom

III. Approval of the Agenda

- a. Katie Yard made a motion to approve the agenda of the January 26th meeting
b. Steve Indrehus, 2nd, all in favor, motion passes

IV. Approval of the Minutes of November 17th, 2025

- a. Tara Worley made a motion to approve the minutes of the December 15th, 2025, meeting
b. Lana Hearne, 2nd, all in favor, motion passes

V. Public Comments

- a. No public comments

VI. Conflict of Interest: None reported

VII. Director Report

a. Visit Idaho Springs Website – Business Listing Review

- i. The business listings section of the Visit Idaho Springs website is now complete. Businesses are encouraged to review their listing for accuracy and submit any updates to photos or descriptions to the Director.

b. Idaho Springs Gift Card Program Recap

- i. The holiday Gift Card program generated \$10,845 in total sales, including the \$5,000 Park Idaho Springs-sponsored giveaway. The Director requested guidance on how to share redemption data and consider future expansion opportunities.

c. Parking Program Review & February Update

- i. A review of Summer 2024 vs. 2025 parking performance data has been completed, showing decreased transactions and revenue. A comprehensive parking update will be presented at the February meeting, including rate restructuring options and operational analysis

d. FY26 Tourism Management Grant Application

- i. The City submitted a \$20,000 application for Phase II of the Wayfinding Strategy, with a

\$7,000 City match and additional in-kind support. If awarded, the project will move from planning into implementation-focused design and execution planning.

VIII. Round Table Updates from Businesses

- i. Most businesses are reporting a slow January due to lack of snow and again stress the importance of being flexible and creative in our strategy.
- ii. Two brothers deli requested that the barriers on Miner be removed if possible as they are effecting snow removal and make it appear that Miner is closed.
- iii. ARGO mentioned the 1st official event at the site will be the Clear Creek High School Promon May 8th and will be hosting the CTO on May 5th for a press event.

IX. Presentations-NONE

X. Action Items

- a. Motion was made by Katie Yard to Adopt of the 2026 Strategic Forward-Facing Marketing Action Plan & Budget for Idaho Springs. 2nd by Tara Worley, all in favor.
- b. Motion was made by Katie Yard to move the February meeting of the BCPB to the 17th at 11am, 2nd by Tara Worley, all in favor.

XI. Closing Remarks

- a. Next regular Meeting moved to Tuesday February 17th at 11am

XII. Adjournment

- a. Meeting adjourned at 3:30pm

Business and Community Promotions Board Meeting

Overview & Key Updates

Since the January meeting, focus areas have included advancing the 2026 Strategic Forward-Facing Marketing Action Plan, finalizing 2025 year-end budget reconciliation, preparing the comprehensive parking program analysis for Board review, and moving forward on active grant coordination. Efforts continue to align data, business feedback, and operational realities as we prepare March recommendations to City Council regarding parking and summer activation.

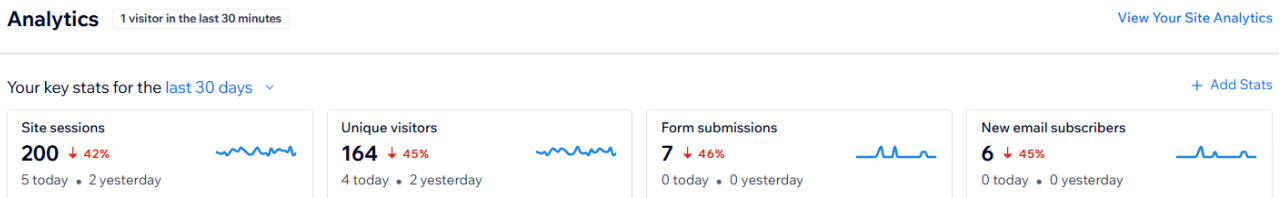
1. Marketing & Branding Initiatives

a. Visit Idaho Springs Launch

Website: All business listings have now been reviewed internally for consistency, and I am moving on to adding services and other businesses within the city. I am having continued conversations with businesses to confirm accuracy. Curated itineraries are in development, and additional SEO optimization work is underway. Please see the latest SEO report in your packet.

Email list growth strategy continues; subscriber numbers have increased since January. We currently have 332 email subscribers and will continue growing this list as part of our 2026 engagement strategy.

Below 1/11/2026-2/9/2026 Compared to 12/12/2025-1/10/2026



b. Instagram & Facebook: We have 345 followers on Instagram, and 368 followers on Facebook.

c. Brand Asset Rollout

i. Influencer Partnership – Maria Mitchell (@wheremariawanders)

The February visit has been completed. Deliverables include two reels and supporting stories. Analytics will be shared once live metrics are available. Early impressions indicate strong winter positioning content highlighting Hot Springs, downtown dining, and local retail.

d. Seasonal Marketing Strategy: February–April (Shoulder Season Activation)

To address slower winter visitation and limited snow conditions, the February–April marketing strategy will position Idaho Springs as an easy, close-to-Denver mountain escape that does not rely on ski-based tourism.

The campaign theme, “Your Easy Mountain Escape,” will focus on promoting Idaho Springs as a spontaneous midweek and weekend destination offering:

- Hot Springs relaxation experiences
- Walkable historic downtown exploration
- Winter river walks and scenic outdoor access
- Local makers, retail, and dining
- Select “S’mores Sundays” activations
- Cozy, low-lift mountain experiences

The primary objective is to drive weekday traffic (Monday–Thursday) while maintaining steady weekend engagement. Messaging will emphasize proximity (30 miles from Denver), affordability, and the benefit of visiting during quieter months.

Content cadence will include:

- Midweek “Mountain Reset” promotions

- Weekly business spotlights
- Sunday S'mores programming
- Early spring activation messaging in March and April

The strategy reframes shoulder season as an advantage, promoting Idaho Springs as relaxed, uncrowded, and ideal for spontaneous day trips or overnight stays.

This approach supports business vitality during slower months while reinforcing the brand narrative of Idaho Springs as a welcoming, year-round mountain town destination.

e. **Grants**

- i. **Wayfinding Grant:** The finalized Wayfinding & Branding Strategy will be presented at this meeting. Since our last update, staff has met with HDR and Tryba to coordinate alignment with CDOT signage standards and integration with the evolving Downtown Master Plan design. This coordination ensures that gateway signage, directional elements, and interpretive components align with state corridor requirements while reinforcing Idaho Springs' brand identity and long-term mobility vision. This presentation represents the completion of the planning and design framework phase and positions the City to move forward into implementation planning and funding alignment. We have applied for a Management Grant – FY26 to support Phase II of our Wayfinding Strategy. This next phase focuses on execution planning and design development for priority signage and visitor navigation tools that connect Downtown, Virginia Canyon Mountain Park (VCMP), the Mighty ARGO Experience, and other key attractions.
- ii. **Digital Multimedia Historic Tour Grant:** \$25,000
Project kickoff meetings are underway, and we have released a press release regarding the award. Coordination between Historic Sites & Facilities Board, Historical Society, and BCPB has begun. Scope development and timeline confirmation will be reviewed after the final grant paperwork is received.

2. Event Planning & Activations

- a. 2026 Sponsorship Development
 - i. Interstate Parking partnership structure continues to be finalized. Visibility packages and event alignment are being drafted to ensure clarity and shared expectations.
 - ii. In conversations with the Floyd Hill Construction companies about sponsoring the 2026 event season.
- b. 2026 Event Calendar: The first draft of the 2026 Event Calendar was circulated in January, and a more forward-facing, refined version is included in your packet. Adjustments are being made to better balance peak visitation weekends, community capacity, sponsorship alignment, and parking strategy considerations.
- c. An Activation Plan will be presented to City Council in March, outlining the full 2026 event framework. This will include proposed timing for the Miner Street transition into Market Season, as well as early strategy development around expanded downtown music programming. I will circulate this to the board via email in the coming weeks and will be having a meeting with Steve and Tara to go over the budget and how it is broken down over the activation season.
- d. Comedy Show Support: Outreach to lodging partners has been completed to support the March 11 Slaymaker Cellars comedy event. This effort reflects our continued strategy to diversify downtown activations and expand year-round programming.
- e. Businesses interested in partnering on this event or future cultural programming are encouraged to schedule a meeting with Sadie to discuss opportunities. As appropriate, we will continue aligning events with local nonprofit partnerships, such as

Two Brothers' February adopt-a-dog activation, to strengthen cross-community engagement and shared visibility.

3. Business & Community Engagement

a. Community Conversation

- b. The first Quarterly Community Conversation of 2026 is scheduled for March 5th. Given the agenda focus on Downtown Master Plan updates, Mobility Hub coordination, and potential parking program expansion, I am recommending that this session be hosted at Tommyknockers. This meeting will provide an important opportunity to share updates, gather feedback, and ensure transparency as these interconnected initiatives move into implementation phases.

- c. Parking Program Review & Mobility Strategy:** In collaboration with Interstate Parking, we are working on a comprehensive parking update that will be presented with your feedback to City Council in March:

- i. **Enforcement Strategy & Public Perception Considerations:** As part of the ongoing parking program evaluation, we are refining our enforcement strategy to better align with occupancy levels, business feedback, and overall public perception. Moving forward, when municipal lots are operating at less than 50% occupancy, enforcement will shift to a light-touch approach. The goal is to maintain compliance while reducing unnecessary friction during lower-demand periods. On high-demand days and during special events, enforcement will remain consistent to ensure turnover and availability.
- ii. We have received multiple reports from businesses that ambassadors have issued citations in situations where payment had reportedly been made. We are actively reviewing this feedback with Interstate Parking to ensure ambassadors prioritize an education-first approach. The emphasis will be on clear communication, and proactive assistance before citation whenever possible.
- iii. Light enforcement will also be implemented along Miner Street, particularly during non-peak periods, as we continue evaluating how paid parking interacts with downtown vitality and visitor experience.
- iv. In addition, we are exploring a public perception marketing campaign focused on clarifying the “why” behind parking management in Idaho Springs. This would include messaging around ease of parking, reinvestment of parking revenue into community projects and events, and improved visitor flow. The objective is to shift the narrative from enforcement to stewardship and shared investment.
- v. Finally, we are working toward installation of a gateway entry sign that helps orient visitors upon arrival, reinforcing clarity around parking zones and supporting a smoother first impression when entering downtown.



- vi. This phase of parking program evolution is focused on responsive refinement based on real data and community input, while maintaining financial sustainability and operational consistency. In your packet you will see a one page with recommendations on: Potential rate restructuring, including refined half-hour pricing options, Event-based parking pricing for high-demand days such as the 4th of July and RapidGrass, A prepay parking link for race and special event organizers. We are also looking for your feedback on day parking rates on the east end that will be marketed to the bike riders.
- 4. **Budget:** I am still finalizing the full 2025 year-end budget breakdown and will email the Board an update as soon as that information is complete, along with updated Placer.ai and Arrivalist data for context, I am waiting on some final review with City Staff.
- 5. **Town Resiliency & Construction Impact**
 - a. **Traffic & CDOT Updates**
 - i. **I-70 Traffic Counts:** December 2025 traffic counts have not been received at the time of this report.
 - ii. **I-70 Floyd Hill Project – Key Updates for Idaho Springs**
Residents and businesses are encouraged to sign up for text alerts by texting “floydhill” to 21000, and to use COtrip.org for real-time travel conditions.
 1. [Informational Video](#) - Good for websites, display monitors, etc.
 2. Fact Sheet in [English](#) and [Spanish](#) - Project background information
 3. [Rock Scaling/Blasting FAQ](#)
 4. [Map](#) - Depicts the Project area
 5. [Social Media Graphic](#) - Details how to stay informed
 6. [Project Website](#) - Recently updated with detailed Project information
 - b. **Downtown Master Plan – Next Steps**
There are no formal updates to report at this time. However, conversations with CDOT have progressed regarding the Mobility Hub component of the Downtown Master Plan. We anticipate more significant updates next month as discussions continue to advance and additional details become available for Board review.
 - c. **Sales Tax Trends & Insights**
 - i. January 2025: \$357,076.65 (-2.39%)
 - ii. February 2025: \$363,464.19 (+4.12%)
 - iii. March 2025: \$400,737.88 (-0.40%)
 - iv. April 2025: \$341,153.08 (+9.86%)
 - v. May 2025: \$356,129.94 (+2.79%)
 - vi. June 2025: \$492,710.42 (+4.45%)

- vii. July 2025: \$562,470.38 (+2.29%)
- viii. August 2025: \$472,389.49 (-0.97%)
- ix. September 2025: \$440,768.36 (1.81%)
- x. October 2025: \$418,269.67 (8.27%)
- xi. November 2025: \$317,611.72 (3.18%)
- xii. December 2025: \$395,977.36 (-3.01%)
- xiii. **YTD (Jan–Dec 2025): \$4,918,713.10 (+2.30 over 2024 YTD)**

Sales Tax – Final 2025 Year-End Overview

December 2025 sales tax collections totaled \$395,977.36, reflecting a 3.01% decrease year-over-year.

For the full calendar year (January–December 2025), Idaho Springs collected \$4,918,713.10 in sales tax revenue, representing a 2.30% increase over 2024.

It is important to contextualize this data. 2024 was the first full year of the City’s most recent sales tax increase, and 2025 reflected significant inflationary pressures, including rising operating costs and price increases across most businesses. When adjusting for inflation and cost escalations, our year-end growth suggests that Idaho Springs remained relatively flat in real purchasing power terms, and potentially slightly down when measured against price increases.

However, it is also important to note that many comparable mountain and gateway communities are experiencing more significant sales tax declines. In that context, Idaho Springs’ relative stability reflects continued economic resilience despite construction impacts, cost pressures, and shifting visitor patterns.

Overall, the data indicates steady performance and stability heading into 2026, even within a more complex economic environment.

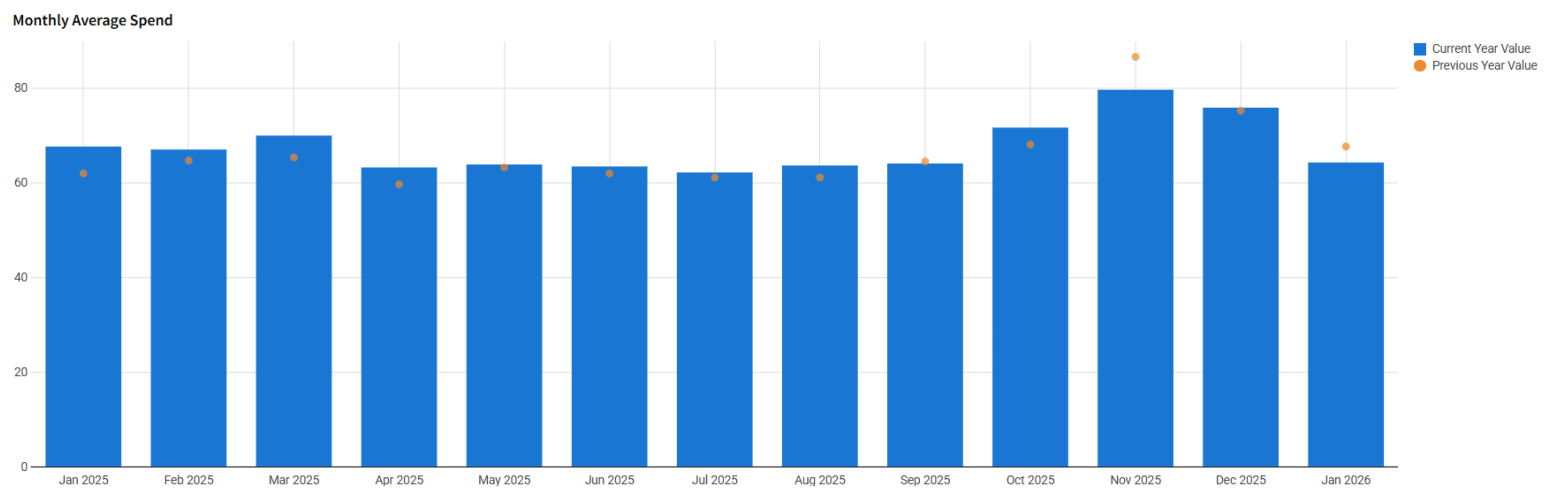
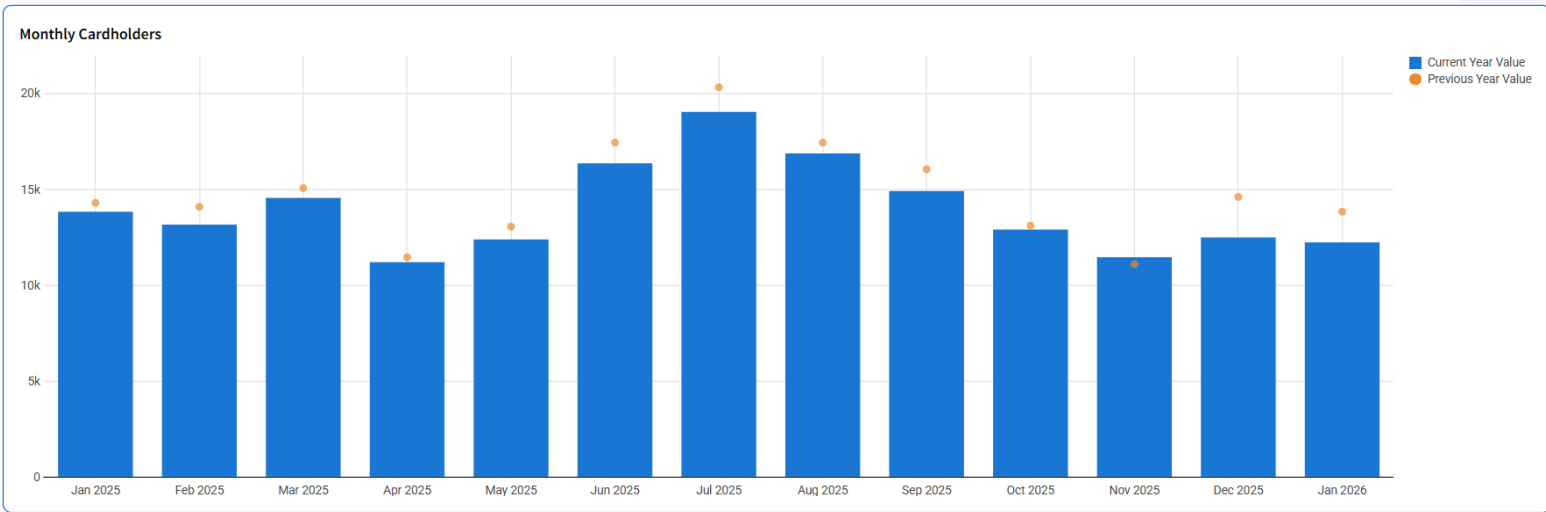
	2016	2017	2018	2019	2020	2021	2022	2023	2024	2025	Mo. To Mo. Comparison	YTD Comparison	Current YTD Total	Previous YTD Total
Jan	\$139,731.94	\$200,236.03	\$194,756.37	\$222,532.49	\$235,940.98	\$266,501.90	\$265,799.93	\$344,180.43	\$365,835.89	\$357,076.65	-2.39%	-2.39%	357,076.65	365,835.89
Feb	\$187,483.54	\$177,395.43	\$190,166.90	\$207,177.31	\$232,375.01	\$243,676.11	\$272,972.03	\$361,032.17	\$349,072.52	\$363,464.19	4.12%	0.79%	720,540.84	714,908.41
Mar	\$182,398.01	\$206,563.51	\$223,907.92	\$232,244.57	\$186,300.12	\$291,578.68	\$310,036.11	\$402,899.93	\$402,360.50	\$400,737.88	-0.40%	0.36%	1,121,278.72	1,117,268.91
April	\$134,442.24	\$159,819.04	\$175,580.94	\$178,261.23	\$188,064.67	\$248,167.82	\$256,468.48	\$317,733.49	\$310,527.71	\$341,153.02	9.86%	2.43%	1,462,431.74	1,427,796.62
May	\$181,631.58	\$177,345.32	\$184,601.78	\$213,658.13	\$176,240.37	\$275,287.42	\$280,922.87	\$339,029.09	\$346,473.76	\$356,129.94	2.79%	2.50%	1,818,561.68	1,774,270.38
June	\$233,208.76	\$248,756.18	\$274,310.00	\$285,678.54	\$289,485.68	\$364,020.44	\$364,822.74	\$445,442.74	\$471,665.00	\$492,710.42	4.46%	2.91%	2,311,272.10	2,245,935.38
July	\$261,915.78	\$295,890.20	\$351,932.41	\$393,380.68	\$301,704.63	\$411,802.03	\$422,571.90	\$562,291.21	\$549,871.19	\$562,470.38	2.29%	2.79%	2,873,742.48	2,795,806.57
August	\$247,167.24	\$266,861.70	\$261,825.68	\$308,276.28	\$302,934.73	\$346,174.64	\$396,083.62	\$479,965.55	\$477,026.41	\$472,389.49	-0.97%	2.24%	3,346,131.97	3,272,832.98
Sept	\$237,656.99	\$217,782.08	\$253,207.80	\$268,690.51	\$311,044.04	\$379,340.95	\$370,507.24	\$437,935.60	\$432,939.99	\$440,768.36	1.81%	2.19%	3,786,900.33	3,705,772.97
Oct	\$178,132.16	\$176,952.97	\$186,403.26	\$228,281.95	\$252,727.92	\$294,442.00	\$297,189.14	\$376,787.75	\$386,269.67	\$418,223.69	8.27%	2.76%	4,205,124.02	4,092,042.64
Nov	\$154,218.54	\$154,968.62	\$166,830.68	\$199,661.64	\$209,633.95	\$241,059.18	\$267,471.90	\$312,734.13	\$307,835.28	\$317,611.72	3.18%	2.79%	4,522,735.74	4,399,877.92
Dec	\$194,616.57	\$201,422.32	\$246,761.66	\$258,309.27	\$266,351.19	\$300,210.35	\$326,794.82	\$368,363.25	\$408,265.72	\$395,977.36	-3.01%	2.30%	4,918,713.10	4,808,143.64
Total	\$2,332,603.35	\$2,483,993.40	\$2,710,285.40	\$2,996,152.60	\$2,952,803.29	\$3,662,261.52	\$3,831,640.78	\$4,748,395.34	\$4,808,143.64	\$4,918,713.10				

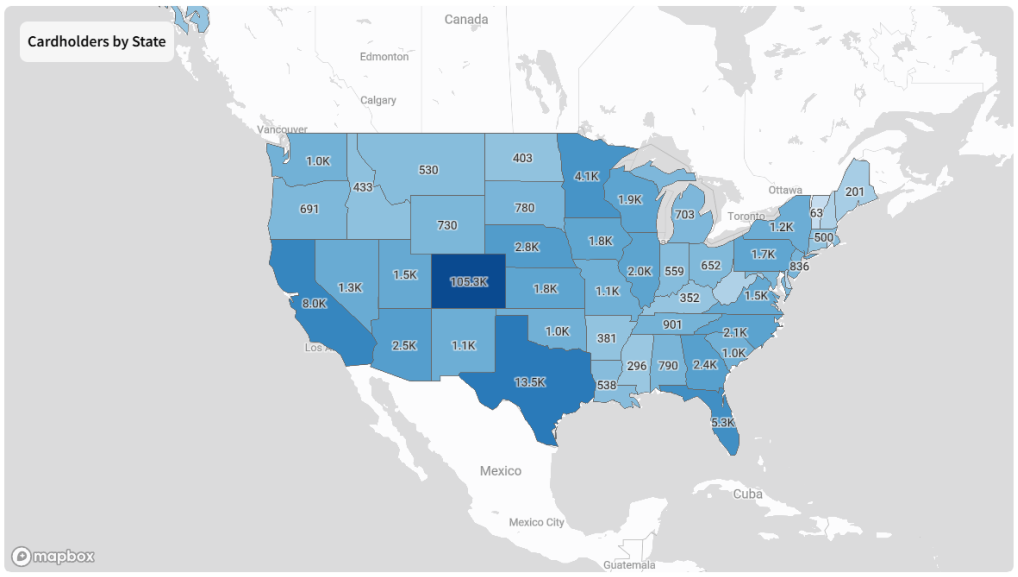
Arrivalist Cardholder Data – Visitor Spend & Origin Insights

Recent Arrivalist reporting shows stable cardholder volume throughout 2025, with consistent monthly visitation and strong summer peaks aligning with expected seasonal patterns. July remains the highest visitation month, followed by June and August, reinforcing the strength of Idaho Springs as a summer recreation and tourism hub. Although slightly down from 2024, the average monthly spend per cardholder has remained steady and increased in most months in 2025. Our average stays strong in the \$60–\$70 range for most of the year, with a noticeable lift in Q4 (October–December), peaking near \$80 in November. This suggests that while visitation volumes may fluctuate seasonally, per-visitor spending remains resilient particularly during holiday and shoulder seasons.

Geographically, Colorado continues to drive the largest share of visitation. Texas, California, and Florida remain key out-of-state markets, reinforcing Idaho Springs' strong regional and drive-market appeal. Texas cardholders spend on average \$109 per visit.

Overall, the data indicates that visitation patterns remain stable, spend per visitor is holding strong despite inflationary pressures, and Idaho Springs continues to draw both Front Range repeat visitors and destination travelers from major national markets.





Origin State	Cardholders	Total Spend	Average Spend
Colorado	105,280	\$11,499,527	\$109
Texas	13,485	\$1,472,594	\$109
California	8,037	\$626,437	\$78
Florida	5,289	\$547,888	\$104
Minnesota	4,136	\$368,431	\$89
Nebraska	2,831	\$288,631	\$102
Arizona	2,547	\$240,743	\$95
Georgia	2,372	\$202,879	\$86
North Carolina	2,074	\$214,080	\$103
Illinois	1,954	\$185,503	\$95
Wisconsin	1,898	\$156,054	\$82
Kansas	1,839	\$206,877	\$112
Iowa	1,790	\$174,172	\$97
Pennsylvania	1,735	\$161,449	\$93
Virginia	1,514	\$137,711	\$91
Utah	1,467	\$111,547	\$76
Nevada	1,318	\$99,011	\$75



RESIDENTS:

- **All residents that have not registered on the new portal (yes, even if you were already registered as a resident) to register on the new portal by May 1, 2026.**
www.parkidahosprings.com
- Residents can park anywhere in the city for free

RATES:

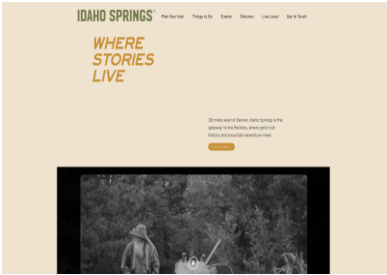
- **Newly Recommended Rate Structure:**
 - 1st half-hour \$.50
 - 2nd half-hour \$1.75
 - 3rd half-hour \$2.00
 - 4th half-hour \$2.00
 - 5th half-hour \$2.00
 - 2 Hours- \$6.00
 - Every additional hour \$5.00
- **Event Parking- Flat Rate**
 - \$20-4th of July and Furling Fest
 - \$12-Race days
 - PARK IDAHO SPRINGS TO BE A CITY EVENT SPONSOR 😊
- Suggestions or Recommendations on a day rate for the East end marketed at Bikers

ADDITIONAL PARKING:

- Park Idaho Springs is working with the Catholic Church & Health Clinic to bring in additional parking stalls within the city.



Keyword Rankings and Visibility



visitidahospringsco.com

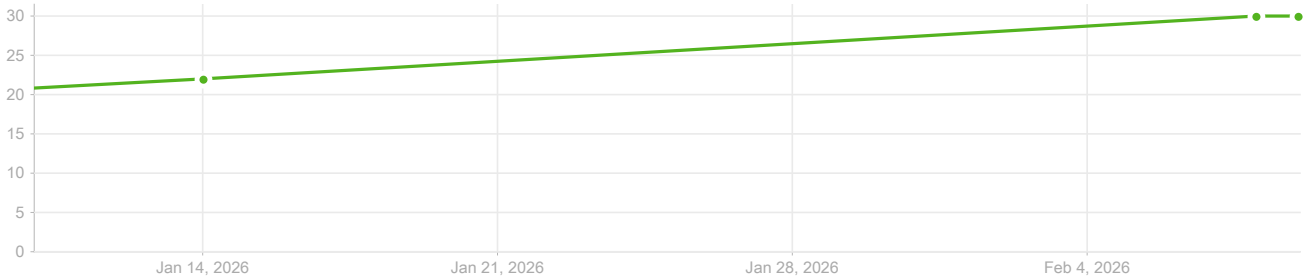
Visit Idaho Springs Colorado | Rockies Best Vacation Ideas | Mountain Trips Colorado | Family Vacations

30% visibility in all search engines
8%




Keywords: 66 | Search engines: 3 | Compare with: Previous | Date: Feb 9, 2026




Visibility: Progress Graph




Visibility: by Search Engine










Keyword Rankings: Summary

Search engine	Top 1	In top 10	In top 20	Not in top 20
 Google	2	14 +8	18 +8	48
 Google.com Mobile	3 +1	15 +8	18 +7	48
 Yahoo!	11 +1	31 +2	31 +1	35

Keywords Moved Up/Down



Keyword Rankings

Keyword	 Google	 Google.com	 Yahoo!
Plan Your Visit To Idaho Springs	1 	1	1
Plan Your Visit To Idaho Springs Colorado	1 	1	1
Idaho Springs Events	4 +	1 +	1
Event Calendar Idaho Springs	3 +1	4 +	2
Travel Options To Idaho Springs	4 + 	4 +	2
How To Get To Idaho Springs	5 -1	5 -1	1
The Shops of Idaho Springs	6 +6	4 +11	2
Visit Idaho Springs Colorado	6 +	5 +	2
www.visitidahospringsco.com	6 +4	6 +	1
Arts & Culture Idaho Springs	4 +	9 -1	1
Visit Idaho Springs CO	6 +	7 +3	2
Discover Idaho Springs	8 	9 -5	1
Mountain Hiking Trails Idaho Springs	10 +2	7 +4	2 +2
Visit Idaho Springs	7 +	13 -6	2
Outdoor Activities Idaho Springs	13 -1	10 +1	4 +2
Family Vacations Idaho Springs	13 +	13 +	4
Idaho Springs Shopping	13 +	>20	2
Shop Idaho Springs	>20	15 +3	2
Idaho Springs Ice Cream	11 +	10 +	>20
Mount Evans Idaho Springs	>20	>20	1 +5

Mountain Biking & Cycling Idaho Springs Colorado	>20	>20	1
Mt. Blue Sky 14ers Idaho Springs	>20	>20	1
Outdoor Adventures Idaho Springs	>20	>20	1
Canoeing Idaho Springs	>20	>20	2 +1
Clear Creek Recreation Center	>20	>20	2 +
Cycling Idaho Springs Colorado	>20	>20	2
Paddle Boarding Idaho Springs	>20	>20	2 +17
Rafting & Adventure Centers Idaho Springs Colorado	>20	>20	3
Idaho Springs History	>20	>20	5 +3
Indian Hot Springs Idaho Springs	>20	>20	6 +
Mountain Biking Idaho Springs Colorado	>20	>20	6
Things To Do In Idaho Springs Colorado	>20	>20	6 -3
14ers To Hike Near Denver	>20	>20	>20
Adventure Centers Idaho Springs Colorado	>20	>20	>20
Best Mountain Biking Near Denver	>20	>20	>20
Colorado Mountain Fun	>20	>20	>20
Denver Day trip	>20	>20	>20
Denver Day Trips	>20	>20	>20
Denver Fun Things to do	>20	>20	>20
Denver Outdoor Activities	>20	>20	>20
Family Vacations Colorado	>20	>20	>20
Gold mine tours	>20	>20	>20
Gold mine tours Colorado	>20	>20	>20
Hiking Chief Mountain Trail	>20	>20	>20
Hiking Clear Creek Greenway	>20	>20	>20
Hiking Echo Lake	>20	>20	>20
Hiking Mount Evans	>20	>20	>20
Hiking Saint Mary's Glacier	>20	>20	>20
Hot Springs Idaho Springs	>20	>20	>20
Hot Springs Near Denver	>20	>20	>20
Idaho Springs Candy Store	>20	>20	>20
Idaho Springs Restaurants	>20	>20	>20
Mining Tours Colorado	>20	>20	>20
Mountain Bike Trails Colorado	>20	>20	>20

Mountain Day Trip	>20	>20	>20
Mountain Hiking Trails Near Denver	>20	>20	>20
Mountain Trips Colorado	>20	>20	>20
Mountain vacations close to Denver	>20	>20	>20
Rafting Close To Denver	>20	>20	>20
Rafting Idaho Springs Colorado	>20	>20	>20
Rockies Best Vacation Ideas	>20	>20	>20
Rocky Mountain Rafting	>20	>20	>20
Silver mine tours	>20	>20	>20
Silver mine tours Coloradlo	>20	>20	>20
Things To Do in Colorado	>20	>20	>20
Things To Do Rocky Mountains	>20	>20	>20

Report created: Feb 9, 2026 by [Black Lab Digital Marketing](#)